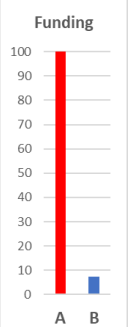
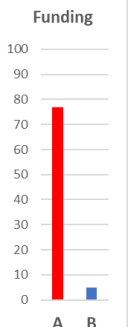
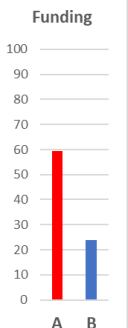


Sunnyvale Council Seat	Candidate A and Election Campaign Funding Sources*		Candidate B and Election Campaign Funding Sources*
<p><b>1</b></p> 	<p><b>Gustav Larssen</b></p> <ul style="list-style-type: none"> <li>• Approximately \$67,000 in donations and \$34,000 in loans.</li> <li>• <b>31% of donors are from Sunnyvale.</b></li> <li>• <b>35% of donation \$\$\$\$ from Sunnyvale donors.</b></li> <li>• \$2500 recent donation from SunPAC, which funnels money from PAC's, corporations, associations, and developers.</li> <li>• \$1000 from SF's Jay Paul, with five active Sunnyvale projects</li> <li>• \$2000 and \$900 from John and Stephen Vidovich, developers and commercial landlords of Sunnyvale property.</li> <li>• Many realtors, developers, corporations, or PAC donors.</li> </ul>	Vs.	<p><b>Henry Alexander</b></p> <ul style="list-style-type: none"> <li>• Approximately \$7000 in donations and \$400 in loans.</li> <li>• <b>88% of donors are from Sunnyvale.</b></li> <li>• <b>93% of donation \$\$ from Sunnyvale donors.</b></li> <li>• 100% of donations are from individuals.</li> <li>• All donations in the range of \$100 to \$1000.</li> <li>• No realtors, no property developers, no landlords, no PACs, no corporate money.</li> </ul>
<p><b>2</b></p> 	<p><b>Glenn Hendricks</b></p> <ul style="list-style-type: none"> <li>• Approximately \$47,000 in donations and \$30,000 in loans.</li> <li>• <b>40% of donors are from Sunnyvale.</b></li> <li>• <b>23% of donation \$\$\$\$ from Sunnyvale donors.</b></li> <li>• \$2500 recent donation from SunPAC, which funnels money from PAC's, corporations, associations, and developers.</li> <li>• \$1000 from SF's Jay Paul, with five active Sunnyvale projects</li> <li>• \$2000 and \$900 from John and Stephen Vidovich, developers and commercial landlords of Sunnyvale property.</li> <li>• Many realtors, developers, corporations, or PAC donors.</li> </ul>	Vs.	<p><b>Josh Grossman</b></p> <ul style="list-style-type: none"> <li>• Approximately \$5000 in donations, no loans.</li> <li>• <b>69% of donors are from Sunnyvale.</b></li> <li>• <b>72% of donation \$\$ from Sunnyvale donors.</b></li> <li>• 100% of donations are from individuals.</li> <li>• All donations in the range of \$100 to \$1000.</li> <li>• No realtors, no property developers, no landlords, no PACs, no corporate money.</li> </ul>
<p><b>3</b></p> 	<p><b>Mason Fong</b></p> <ul style="list-style-type: none"> <li>• Approximately \$59,000 in donations and \$500 in loans.</li> <li>• <b>26% of donors are from Sunnyvale.</b></li> <li>• <b>22% of donation \$\$\$\$ from Sunnyvale donors.</b></li> <li>• \$2500 recent donation from SunPAC, which funnels money from PAC's, corporations, associations, and developers.</li> <li>• \$1000 from SF's Jay Paul, with five active Sunnyvale projects</li> <li>• \$2000 and \$900 from John and Stephen Vidovich, developers and commercial landlords of Sunnyvale property.</li> <li>• Many realtors, developers, corporations, or PAC donors.</li> </ul>	Vs.	<p><b>John Cordes</b></p> <ul style="list-style-type: none"> <li>• Approximately \$14,000 in donations and \$10,000 in loans.</li> <li>• <b>64% of donors are from Sunnyvale.</b></li> <li>• <b>68% of donation \$\$ from Sunnyvale donors</b></li> <li>• 100% of donations are from individuals.</li> <li>• All donations in the range of \$100 to \$1000.</li> <li>• No realtors, no property developers, no landlords, no PACs, no corporate money.</li> </ul>

\* Data is approximate as of 10/15/18 FPPC filings with Sunnyvale's NetFile system

\*\* To review campaign contributions and expenditures, please visit the City of Sunnyvale's NetFile system at <https://public.netfile.com/pub2/?aid=COS>