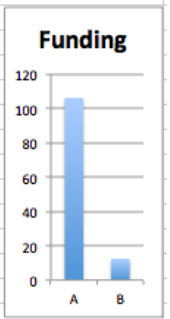
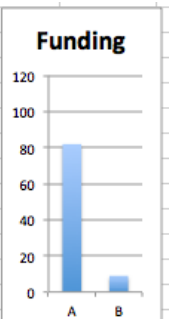
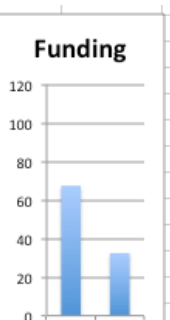


Sunnyvale Council Seat	Candidate A and Election Campaign Funding Sources*		Candidate B and Election Campaign Funding Sources*
<p>1</p> 	<p>Gustav Larsson</p> <ul style="list-style-type: none"> • Approximately \$72,000 in donations and \$34,000 in loans. • Includes \$6,700 in Direct Donations from 7 PACs • 30% of donors are from Sunnyvale. • 36% of donation \$\$\$\$ from Sunnyvale donors. • \$2,000 recent donation from CA Real Estate PAC • \$2,500 recent donation from SunPAC, which funnels money from PAC's, corporations, associations, and developers. • \$1,000 from SF's Jay Paul, with five active Sunnyvale projects • \$2,000 and \$900 from John and Stephen Vidovich, developers and commercial landlords of Sunnyvale property. • Many realtors, developers, corporations, or PAC donors. 	Vs.	<p>Henry Alexander</p> <ul style="list-style-type: none"> • Approximately \$12,000 in donations and \$400 in loans. • 84% of donors are from Sunnyvale. • 92% of donation \$\$ from Sunnyvale donors. • 100% of donations are from individuals. • All donations in the range of \$100 to \$1,000. • No realtors, no property developers, no landlords, no PACs, no corporate money.
<p>2</p> 	<p>Glenn Hendricks</p> <ul style="list-style-type: none"> • Approximately \$52,000 in donations and \$30,000 in loans. • Includes \$7,100 in Direct Donations from 7 PACs • 36% of donors are from Sunnyvale. • 21% of donation \$\$\$\$ from Sunnyvale donors. • \$2,000 recent donation from SILVAR Real Estate PAC • \$2,500 recent donation from SunPAC, which funnels money from PAC's, corporations, associations, and developers. • \$1000 from SF's Jay Paul, with five active Sunnyvale projects • \$2000 and \$900 from John and Stephen Vidovich, developers and commercial landlords of Sunnyvale property. • Many realtors, developers, corporations, or PAC donors. 	Vs.	<p>Josh Grossman</p> <ul style="list-style-type: none"> • Approximately \$9,000 in donations, no loans. • 80% of donors are from Sunnyvale. • 80% of donation \$\$ from Sunnyvale donors. • 100% of donations are from individuals. • All donations in the range of \$100 to \$1,000. • No realtors, no property developers, no landlords, no PACs, no corporate money.
<p>3</p> 	<p>Mason Fong</p> <ul style="list-style-type: none"> • Approximately \$67,000 in donations and \$500 in loans. • Includes \$11,250 in Direct Donations from 14 PACs • 25% of donors are from Sunnyvale. • 24% of donation \$\$\$\$ from Sunnyvale donors. • \$2,000 recent donation from CA Real Estate PAC • \$1,000 recent donation from CA Apartment Assoc PAC • \$2,500 recent donation from SunPAC, which funnels money from PAC's, corporations, associations, and developers. • \$1,000 from SF's Jay Paul, with five active Sunnyvale projects • \$2,000 and \$900 from John and Stephen Vidovich, developers and commercial landlords of Sunnyvale property. • Many realtors, developers, corporations, or PAC donors. 	Vs.	<p>John Cordes</p> <ul style="list-style-type: none"> • Approximately \$22,500 in donations and \$10,000 in loans. • Includes \$100 in Direct Donations from 1 PAC • 67% of donors are from Sunnyvale. • 76% of donation \$\$ from Sunnyvale donors • 99% of donations are from individuals. • Most donations in the range of \$100 to \$1,000 (1 donor more) • No realtors, no property developers, no landlords, 1 PAC (small: \$100), no corporate money.

* Data is approximate as of 10/29/18 FPPC filings with Sunnyvale's NetFile system.

Chart revised 11/5/18

** To review campaign contributions and expenditures, please visit the City of Sunnyvale's NetFile system at <https://public.netfile.com/pub2/?aid=COS>